



Walnut/Raisin/Prune Report State Summary – 2024 Crop Year



California Department of Food and Agriculture

Cooperating with the USDA, National Agricultural Statistics Service

Pacific Regional Office · 650 Capitol Mall, Suite 6-100 · Sacramento, CA 95814 · (916) 738-6600 · Fax (855) 270-2722 · www.nass.usda.gov/ca

Released: November 24, 2025

Information contained in this report was supplied by handlers of walnuts, raisins, and prunes to fulfill reporting requirements of Sections 55601.7 and 55601.8 of the Food and Agricultural Code. The report includes all tonnages of walnuts, raisins, and prunes that were either produced by the handler or purchased from producers. The final weighted average price, including bonuses and allowances, has been reported for all contracts which were finalized.

All 2024 crop transactions completed through the close of business on August 31, 2025 are included in this report. A "good faith" estimate of final weighted average price was reported for those contracts which were not final on the same date. The data are shown by major varieties at the State level only.

DEFINITIONS

Producer: A person or operator who is responsible for the walnuts, raisins, or prunes in the unprocessed state. A dehydrator operator is considered the

producer of raisins or prunes if they grew or purchased fresh grapes or prunes and dehydrated them.

Handler: Firm that processes and markets walnuts, raisins, or prunes.

Finalized Purchases: Tonnage purchased from producers, for which a pricing contract has been completed.

Non-Finalized Purchases: Contracted tonnage, for which a final price has not yet been determined.

Free Tonnage: Tonnage received by a handler, for which the only Federal marketing order regulation is a minimum quality or size standard. Reserve tonnage is the tonnage set aside as authorized by a Federal marketing order.

Weighted Average Price: Weighted average price reflects prices or "good faith" estimates of prices as reported by handlers and include any bonuses or allowances.

California agricultural statistics publications are available free-of-charge on the Internet at:

www.nass.usda.gov/ca

SUMMARY OF WALNUT HANDLERS' REPORTS

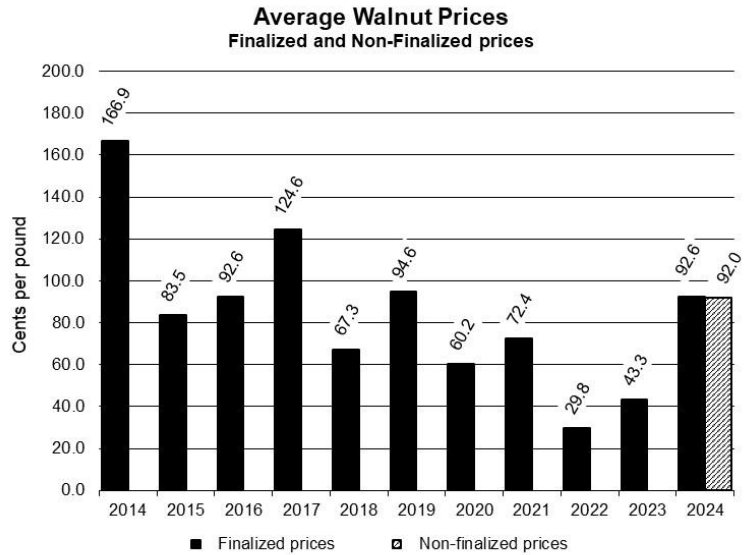
Walnuts produced by handlers in 2024 totaled 8,207 tons. This figure does NOT include walnuts purchased from other handlers or producers.

The tonnage produced by the handler plus tonnage purchased from producers for the 2024 walnut crop was 602,936 in-shell tons.

The total 2024 walnut crop purchased from producers, for whom pricing had been finalized, reached 590,506 tons at an average price of 92.6 cents per pound. This price is rounded to the nearest tenth of a cent per pound and includes all bonuses and allowances.

Purchases from producers, for whom pricing was NOT finalized, totaled 4,223 tons. The average "good faith" estimate of the final weighted average price for this tonnage was 92.0 cents per pound.

The quantity of all walnuts purchased from producers was 594,729 tons for the 2024 crop. This figure does not include walnuts produced by the handler or purchased from other handlers.



WALNUTS: IN-SHELL TONS, 2024 CROP

Variety	Produced by handler	Finalized prices		Non-final prices		Total acquisitions	
		Purchased from producer	Price per pound ¹	Purchased from producer	Price per pound ¹	Purchased from producer	Total quantity handled
	<i>tons</i>	<i>tons</i>	<i>cents</i>	<i>tons</i>	<i>cents</i>	<i>tons</i>	<i>tons</i>
Chandler	5,738	382,922	96.1	2,582	95.7	385,504	391,242
Hartley	193	10,312	83.9	99	90.0	10,411	10,604
Howard	1,552	92,307	83.5	1,057	88.0	93,364	94,916
Ivanhoe	0	9,576	95.0	0	0.0	9,576	9,576
Serr	15	2,863	81.2	31	87.0	2,894	2,909
Tulare	183	69,500	87.7	128	79.0	69,628	69,811
Vina	32	3,422	72.1	96	80.0	3,518	3,550
Other	494	19,604	91.9	230	82.7	19,834	20,328
TOTAL	8,207	590,506	92.6	4,223	92.0	594,729	602,936

NOTE: Varietal totals may not equal due to rounding.

SUMMARY OF RAISIN HANDLERS' REPORTS

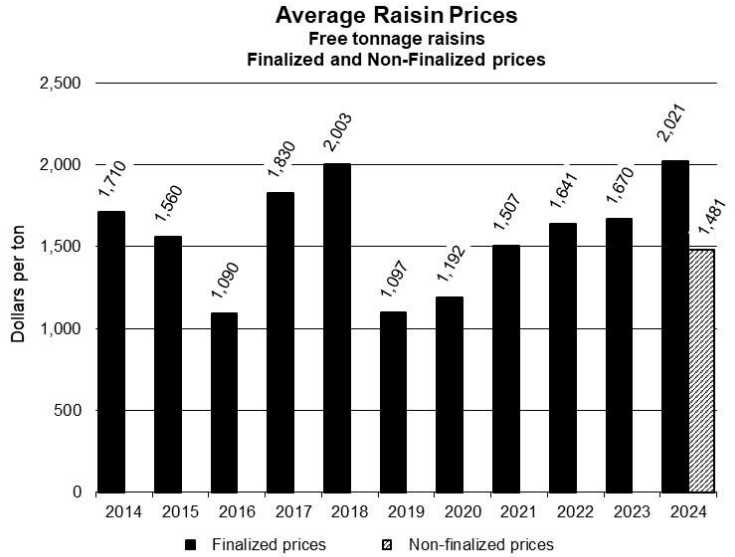
Free raisin tonnage produced by handlers in 2024 totaled 15,820 tons. This figure does NOT include raisins purchased from other handlers or producers.

The tonnage produced by the handler plus tonnage purchased from producers for the 2024 raisin crop was 226,188 tons.

The total 2024 raisin crop purchased from producers, for whom pricing had been finalized, reached 116,797 tons at an average price of \$2,021 per ton. This price is rounded to the nearest dollar per ton and includes all bonuses and allowances.

Purchases from producers, for whom pricing was NOT finalized, totaled 93,571 tons. The average "good faith" estimate of the final weighted average price for this tonnage was \$1,481 per ton.

The quantity of all raisins purchased from producers was 210,368 tons for the 2024 crop. This figure does not include raisins produced by the handler or purchased from other handlers.



Source: USDA, NASS, Pacific Regional Office-California

FREE RAISIN TONNAGE: "MEETING INSPECTION" ¹, 2024 CROP YEAR

Variety	Produced by handler	Finalized prices		Non-final prices		Total acquisitions	
		Purchased from producer	Price per ton ²	Purchased from producer	Price per ton ²	Purchased from producer	Total quantity handled
	<i>tons</i>	<i>tons</i>	<i>dollars</i>	<i>tons</i>	<i>dollars</i>	<i>tons</i>	<i>tons</i>
Natural Seedless	658	105,305	2,026	91,811	1,475	197,117	197,775
Dipped Seedless	135	422	1,841	0	0	422	557
Golden Seedless	10,447	2,538	3,000	0	0	2,538	12,985
Zante Currants	0	1,266	1,997	0	0	1,266	1,266
Sultanas	0	14	2,020	0	0	14	14
Muscats	0	0	0	0	0	0	0
Monukkas	0	21	1,971	0	0	21	21
Other Seedless	4,580	7,230	1,613	1,760	1,796	8,990	13,570
TOTAL	15,820	116,797	2,021	93,571	1,481	210,368	226,188

¹ Free tonnage as reported to the Raisin Administrative Committee.

² Price includes bonuses and allowances.

NOTE: Varietal totals may not equal due to rounding.

SUMMARY OF PRUNE HANDLERS' REPORTS

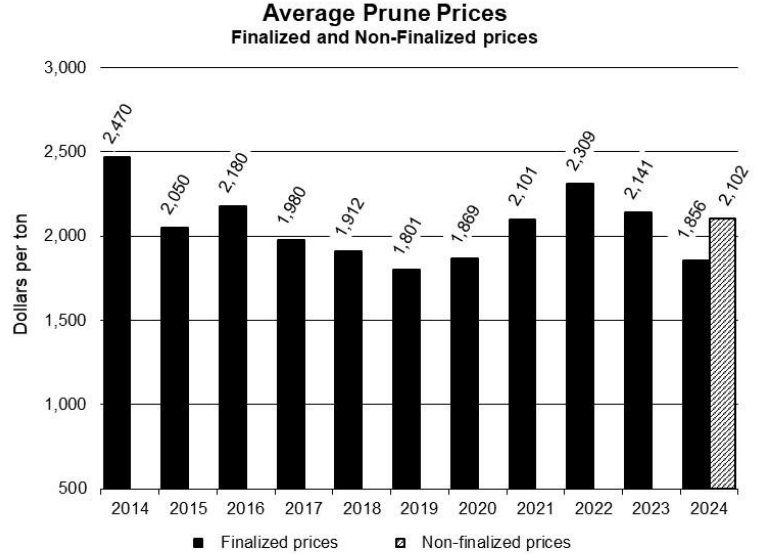
Prunes produced by handlers in 2024 totaled 7,910 tons. This figure does NOT include prunes purchased from other handlers or producers.

The total 2024 prune crop purchased from producers, for whom pricing had been finalized, reached 32,279 tons at an average price of \$1,856 per ton. This price is rounded to the nearest dollar per ton and includes all bonuses and allowances.

Purchases from producers, for whom pricing was NOT finalized, totaled 35,984 tons. The average "good faith" estimate of the final weighted average price for this tonnage was \$2,102 per ton.

The quantity of all prunes purchased from producers was 68,263 tons for the 2024 crop. This figure does not include prunes produced by the handler or purchased from other handlers. The weighted average size count of tons purchased from producers was 61 for the French varieties. There were no Non-French varieties reported this year.

The tonnage produced by the handler plus tonnage purchased from producers for the 2024 prune crop was 76,173 tons of French prunes and no tons of Non-French prunes.



Source: USDA, NASS, Pacific Regional Office-California

PRUNES: TONS, 2024 CROP YEAR

Variety	Produced by handler	Finalized prices		Non-final prices		Total acquisitions		
		Purchased from producer	Price per ton ¹	Purchased from producer	Price per ton ¹	Purchased from producer	Weighted avg. size count	Total quantity handled
	<i>tons</i>	<i>tons</i>	<i>dollars</i>	<i>tons</i>	<i>dollars</i>	<i>tons</i>	<i>number</i>	<i>tons</i>
French	7,910	32,279	1,856	35,984	2,102	68,263	61	76,173
Non-French	0	0	0	0	0	0	0	0
TOTAL	7,910	32,279	1,856	35,984	2,102	68,263	61	76,173

¹ Prices include bonuses and allowances.

NOTE: Varietal totals may not equal due to rounding.